



MAIDU

nail reconstruction, nail coloring and nail care

HAIDU

A high-quality product line developed to meet the performance of professionals in the industry.

The synergy between the highest quality raw materials and the constant search for the latest fashion trends gives the brand reliability and elegance.



@haidu.ciesse

Brand that embraces the following product families:

COLORING

RECONSTRUCTION

CARE



RECONSTRUCTION of nails

PGL / PREGEL
adhesion promoters

GLB / GELBASE
adhesion mediators

GBD / GELBUILD
builders

GLV / GELCOVER
cover builders

GFC / GELFRENCH
builders french

GMN / GELMONO
monophasic

GSL / GELSEAL
final sealants

GLC / GELACRY
shaping gels



PRIMER
Pre-gel acid solution

Liquid solution with an acid base; contains acrylic, penetrates perfectly into the natural nail fibers and creates excellent adhesion with gels. Air-dries and has a degreasing effect. It contains an antifungal. A few drops are applied.



ULTRA BOND
Non-acidic pre-gel solution

Non-acidic pre-gel that maximizes the adhesion of UV gel and gel polish. Apply a very thin layer, air-dries in 30 seconds. For all nail types



DROP&DRY
Highly dehydrating solution

Has a degreasing and dehydrating function; it's applied with a few drops, dries and degreases the nail well, applied after dulling highlights untreated areas. Does not contain acids.

SDS **ITEM C9**
HRPGSA


Bottiglia
Bottle
15ml

SDS **ITEM C15**
HRPGAF


Bottiglia
Bottle
15ml

SDS **ITEM C16**
HRPGSD


Bottiglia
Bottle
15ml



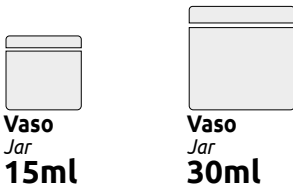
PHASE ONE
Acid-free

Transparent in color, contains keratin. It is applied like a nail polish. Ideal for perfect nails and for those who do not want acid on their nails

- Heat no
- Acidity no
- Texture transparent
- Density low

- LED 90sec
- UV 120sec

SDS ITEM 15
HRGBPO



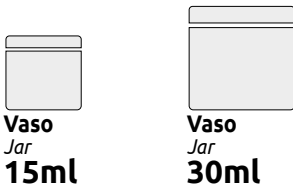
SUPERBOND
With high acidity

Transparent in color, contains a keratin base and acrylic base. Suitable for difficult and problematic nails. Apply a very thin layer. The end result is the same as using Bonder and Primer together

- Heat no
- Acidity high
- Texture transparent
- Density low

- LED 90sec
- UV 120sec

SDS ITEM 05
HRGBAF



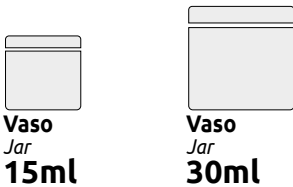
BOND
With low acidity

Transparent in color. It has a keratin base and a small amount of acrylic. It is applied in a thin layer

- Heat no
- Acidity low
- Texture transparent
- Density low

- LED 90sec
- UV 120sec

SDS ITEM 01
HRGBLA



POLYGEL BOND
For Acrigel

Is a product that is more elastic than acrylic, stronger than gel, and lighter than both

- LED 90sec
- UV 120sec


SDS ITEM G01
HRGBPA








CEMENT
Dense transparent


Transparent in color, ideal for structures requiring special mechanical strength, essential in extreme elongations or special shapes. Excellent stapleability. Matte finish.



Heat
no


Acidity
no

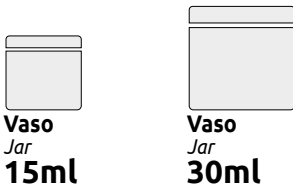

Texture
transparent


Density
high


LED 90sec



UV 180sec


SDS **ITEM 26**
HRGCCT





SENSITIVE
Transparent pink


Slightly pinkish builder gel, free of methacrylic acids, ideal for final finishing of French french on the cuticle lap. Recommended in case of allergies. Matte finish.



Heat
si


Acidity
no

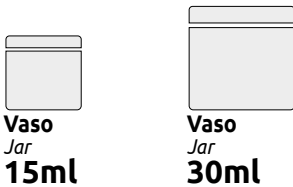

Texture
transparent


Density
high


LED 90sec


UV 180sec

SDS **ITEM 04**
HRGCHF



INVISIBLE
Clear

Contains UV filters to prevent yellowing of nails. Ideal for nail form reconstructions. It works differently in summer as it lowers the density. Matte finish


Heat
no


Acidity
high

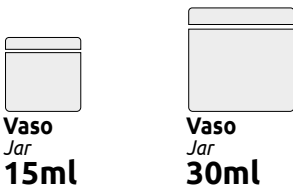

Texture
transparent


Density
high


LED 90sec



UV 180sec


SDS **ITEM 03**
HRGCCL





MAKEUP
For imperfections


Dark pink in color, suitable for covering natural nail imperfections. Self-leveling, applies in a double layer. Can be used as a camouflage. Glossy finish



Heat
no


Acidity
low

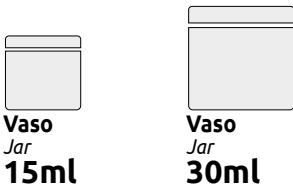

Texture
opaque


Density
low


LED 90sec


UV 120sec


SDS **ITEM 06**
HRGCTR








PEDIQUE
For toenails


Slightly pinkish in color, textured and made for toenails. It has high adhesion and contains antifungal substances to prevent fungal and fungal growth



Heat
medium


Acidity
low

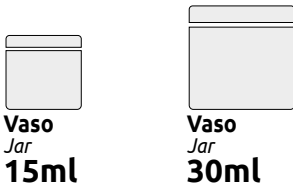

Texture
transparent


Density
high


LED 90sec



UV 120sec


SDS **ITEM 14**
HRGCFO





PINKY
Milky pink


Milky pink in color, ideal for porcelain-effect roofing. Self-levelling, easy to apply. Glossy finish. Turns milky white after curing in a lamp.



Heat
no


Acidity
low

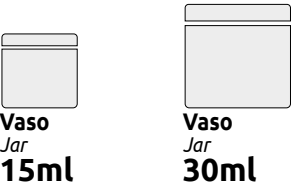

Texture
transparent


Density
high


LED 90sec



UV 120sec


SDS **ITEM 02**
HRGCPK





PHASE TWO
Acid-free


Transparent, with high adhesion, high hold and strength for excellent C-curve reconstruction. Excellent for doming and nail form reconstruction, has high elasticity and extreme gloss. Matte finish



Heat
yes


Acidity
no

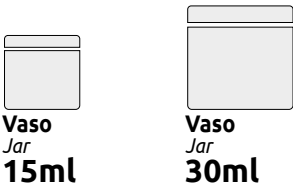

Texture
transparent


Density
low


LED 90sec


UV 120sec


SDS **ITEM 16**
HRGCPT








COVER 1
Opaque beige


With a glossy, self-leveling finish. Great for covering streaked and damaged nail imperfections. Ideal for elongation with nail cards. Applies in a double layer. Can be used before and after shaping, or directly as a shaper



Heat
no


Texture
opacque

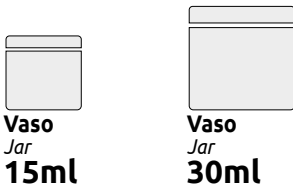

Acidity
medium


Density
low


LED
90sec



UV
120sec


SDS **ITEM 17**
HRGFC1





COVER 2
Light pink opaque


With a glossy, self-leveling finish. Great for covering imperfections of the striated and damaged nail. Ideal for extending the nail bed. Applies in a double layer. Can be stapled after about 60 seconds



Heat
no


Texture
opacque

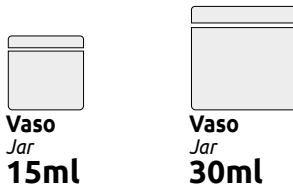

Acidity
medium


Density
low


LED
90sec



UV
120sec


SDS **ITEM 24**
HRGFC2





COVER 3
Dark pink opaque


With a glossy, self-leveling finish. Great for covering imperfections of the striated and damaged nail. Ideal for extending the nail bed. Applies in a double layer. Can be stapled after about 60 seconds



Heat
no


Texture
opacque

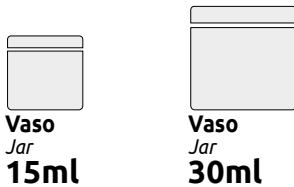

Acidity
medium


Density
low


LED
90sec



UV
120sec


SDS **ITEM 25**
HRGFC3





COVER 4
Medium pink opaque


With a glossy, self-leveling finish. Great for covering imperfections of the striated and damaged nail. Ideal for extending the nail bed. Applies in a double layer. Can be stapled after about 60 seconds



Heat
no


Texture
opacque

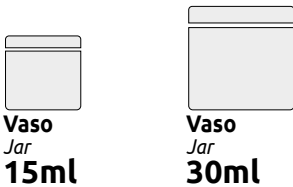

Acidity
medium


Density
low


LED
90sec



UV
120sec


SDS **ITEM 28**
HRGFC4





COVER 5
Opaque pink


Self-levelling. Great for covering all imperfections of the striated and damaged nail. Ideal for elongation with paper. It is applied in a double layer. Can be used before and after shaping, or also as a shaper. Can be stapled after about 60 seconds



Heat
no


Texture
opacque

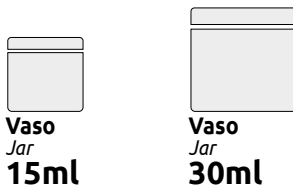

Acidity
medium


Density
low


LED
90sec



UV
120sec


SDS **ITEM 10**
HRGFC5





WHITE MILK
Milk effect


Ideal for achieving covers with a milky effect. Unique, self-leveling and easy-to-use application



Heat
no


Texture
opacque

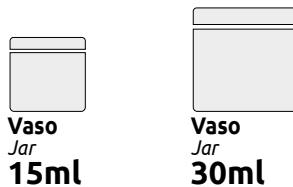

Acidity
medium


Density
low


LED
90sec


UV
120sec

SDS **ITEM 18**
HRGFCW





NATURAL
Natural white

Natural white in color, bright. Ideal for a natural and elegant effect coat. Glossy finish




WHITE MEDIUM
Opaque white

Ideal for making the french to wall




EXTREME
Extreme white


Extreme white in color, ideal for an extreme french effect coat. Glossy finish




Heat
no




Acidity
medium




Texture
transparent




Density
low




LED 90sec




UV 120sec




Heat
no




Acidity
low




Texture
semi-opaque




Density
medium




LED 90sec




UV 120sec




Heat
no




Acidity
medium




Texture
opaque



Density
high



LED 90sec




UV 120sec


SDS **ITEM 07**
HRGWF1

SDS **ITEM 08**
HRGWF2


SDS **ITEM 09**
HRGWF3




Vaso
Jar
15ml




Vaso
Jar
30ml




Vaso
Jar
15ml



Vaso
Jar
30ml



Vaso
Jar
15ml



Vaso
Jar
30ml



MONO CLEAR
Transparent single-phase gel

Transparent in color. Suitable for covers and reconstructions with nail form. Self-modeling, heat source is felt due to the presence of the many UV filters. Very good adhesion and excellent filing. Glossy

Heat
yes

Acidity
medium

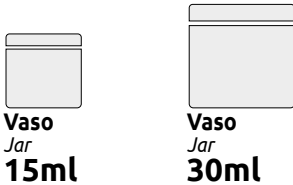
Texture
semi-opaque

Densitt
high

LED 90sec

UV 180sec

SDS ITEM 20
HRGMMC



MONO CLEAR
Transparent single-phase gel

Transparent in color. Suitable for covers and reconstructions with nail form. Self-modeling, heat source is felt due to the presence of the many UV filters. Very good adhesion and excellent filing. Glossy

Heat
yes

Acidity
medium

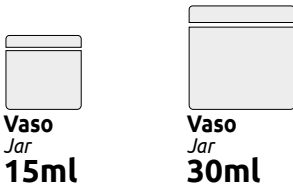
Texture
semi-opaque

Densitt
high

LED 90sec

UV 180sec

SDS ITEM 19
HRGMMR



MONO COVER
Single-phase beige gel

Excellent hold, good coverage and exceptional workability, this product, having the color very similar to the natural nail, can be used to achieve covers with completely natural effects. Very high performance in the filing stage. Glossy finish

Heat
yes

Acidity
low

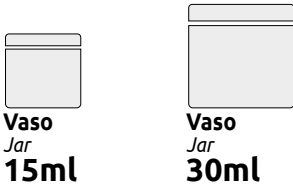
Texture
semi-opaque

Densitt
low

LED 90sec

UV 180sec

SDS ITEM 27
HRGMSC



SHINING
Transparent blue single-phase gel

Transparent blue in color. With presence of UV filter to prevent yellowing of the nail. Suitable for covers and reconstructions with nail form. Self-modeling, a slight heat source is felt due to the presence of the many UV filters. Ideal for the summer season and very high temperatures. Very good adhesion and excellent filing. Glossy finish.

Heat
no

Acidity
medium

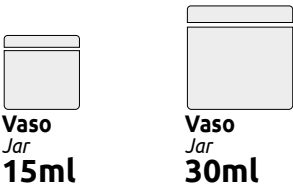
Texture
semi-opaque

Density
medium

LED 90sec

UV 180sec

SDS ITEM 11
HRGMS





PHASE THREE
Final sealant

For a brilliant, natural finish. A single, dense layer is applied over the entire surface



HIGH GLOSS
Final Sealant

Extreme gloss, vitrifying. Should be applied like a glaze, but in a very full-bodied manner. Should be degreased after curing



CRYSTAL
Final glossing

Without dispersion
Applied like a nail polish, it results in a high gloss. Does not need to be degreased after curing and can also be used with semipermanent nail polish



VELVET
Matte-effect sealant

Should be applied full-bodied like a nail polish for a velvety nail effect. It should not be degreased after curing. Also used with semi-permanent nail polish.
Shake well before use




CRYSTAL DIAMOND
Diamond effect sealant


Great elegance and ultra-shiny 3D effect. Applied in a light, thin coat before sealing. Can also be used as a single sealant. Must be blended because of the microparticles present. Applies like a glaze and should not be used for doming





CRYSTAL BLU
Sealant with blue effect


It has incredible durability and strength. Due to the presence of a UV filter, it prevents yellowing of the nail. It is applied in a light, thin coat before sealing. Can also be used as a single sealant. Must be blended because of the microparticles present. Applies like a glaze and should not be used for doming



Heat
no


Texture
transparent

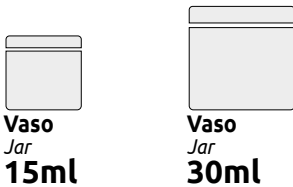

Acidity
no



Density
high



LED
90sec



UV
120sec


SDS
ITEM 13
HRGSPT






Heat
no


Texture
transparent

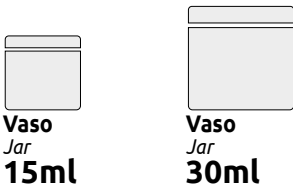

Acidity
no



Density
high



LED
90sec



UV
120sec


SDS
ITEM 23
HRGSHG






Heat
no


Texture
transparent


Acidity
medium



Density
high



LED
90sec



UV
180sec


SDS
ITEM C1
HRGSB






Heat
no


Texture
transparent


Acidity
medium



Density
high



LED
90sec



UV
180sec


SDS
ITEM C17
HRGSM






Heat
no


Texture
transparent


Acidity
medium



Density
high



LED
90sec



UV
180sec


SDS
ITEM C18
HRGSD






Heat
no


Texture
transparent


Acidity
medium


Density
high


LED
90sec


UV
180sec

SDS
ITEM C19
HRGSS



Instructions for use



1. Disinfect the hand and tools with Antisept solution



2. Push cuticles with cuticle pusher, removing excess cuticles



3. Mattify thoroughly with the abrasive emery brick



4. Apply Drop&Dry to check unmatted areas of the nail




5. Apply an adhesion promoter (Ultra Bond or Primer) and allow to air dry for about 30 seconds



6. Spread Polygel Bond base gel and cure under a lamp



7. Lay a small amount of GelAcry on Nail Form or Dual Form



8. Shape the GelAcry to make the shape you want



9. Cure in LED lamp 90 seconds / UV lamp 180 seconds



10. Remove the dispersion layer with Cleanser and complete the build-up



PINKY
Polygel

Shaping gel
milky pink



LED
90sec



UV
180sec

SDS ITEM G02
HRGAG02



Vaso
Jar
30ml



INVISIBLE
Polygel

Shaping gel
transparent



LED
90sec



UV
180sec

SDS ITEM G03
HRGAG03



Vaso
Jar
30ml



NATURAL
Polygel

Natural white french modelling gel



LED
90sec



UV
180sec

SDS ITEM G07
HRGAG07



Vaso
Jar
30ml

Polygel can be used to make very strong reconstructions and extensions with thin, natural-looking nails

- It is thicker than a builder gel
- Little dispersion after curing

Result: Strong and thin rebuilt nail, perfect until refill



EXTREME
Polygel
Extreme white french
modeling gel

LED 90sec
UV 180sec

SDS **ITEM G09**
HRGAG09

Vaso
Jar
30ml



COVER 1
Polygel
Shaping gel
light pink opaque

LED 90sec
UV 180sec

SDS **ITEM G17**
HRGAG17

Vaso
Jar
30ml



COVER 2
Polygel
Shaping gel
dark pink opaque

LED 90sec
UV 180sec

SDS **ITEM G24**
HRGAG24

Vaso
Jar
30ml



COVER 3
Polygel
Shaping gel
beige opaque

LED 90sec
UV 180sec

SDS **ITEM G25**
HRGAG25

Vaso
Jar
30ml



COVER 5
Polygel
Shaping gel
pink opaque

LED 90sec
UV 180sec

SDS **ITEM G10**
HRGAG10

Vaso
Jar
30ml



COLORING of nails

GPS / GEL POLISH
semi-permanent

PLS / POLISH
gel effect nail polishes

GCR / GEL COLOR
colored gels

GTH / GEL THERMO
colored thermo gels

PWD / POWDER
mirror powders

GPS GEL POLISH

Semi-permanents



GPS / GEL POLISH

Semi-permanents

30

Instructions for use



1. Disinfect your hand and tools with Antisept solution



2. Push cuticles with cuticle pusher, removing excess cuticles



3. Mattify thoroughly with the abrasive brick




4. Apply Drop&Dry to check unmatted areas of the nail



5. Apply Ultra bond as adhesion promoter and allow to air dry for about 30 seconds



6. Apply Base & Top (without touching the cuticles) and light cure



7. Remove the dispersion with a cellulose pad soaked with Cleanser



8. Apply a thin layer of Gel Polish of the chosen color




9. Polymerize in LED lamp 60 sec / UV 120 sec



10. Repeat, to give more color coverage, curing in lamp with each pass



11. Apply Base & Top (without touching the cuticles) to seal the work and polymerize in lamp



12. Finish the work with the use of Cleanser

31

An innovative product for nails! An alternative to the usual Gel Polish!

Haidu Gel Polish application offers an excellent result due to the high pigmentation of the product.

The shine remains unchanged over time ensuring, thus, a wonderful look for your nail!

Haidu Semipermanents are distinguished by their intense, easy-to-apply and long-lasting colors.

They are super opaque and durable, perfect for bringing out the beauty of both short and longer nails.

- Fast and smudge-free application
- Perfect consistency makes application easy and pleasant
- Perfect nails for up to 3 weeks or more



NICHEL FREE



FORMALDEIDE FREE



TOLUENE FREE



Unique new pack gives visibility in the salon with its cool colors and original shape



Lightweight design, ergonomic handle, for perfect comfort and control when applying the product, allows, in addition, to view the color

available sizes 8ml and 14ml

GPS / BASE GEL SOAK OFF

for semi-permanents

32

33



White



Liliac



Powder



Pink



White

RUBBER BASE

with medium viscosity and elastic, self-leveling

Thanks to its formulation, it adheres perfectly to the natural nail without creating lift. It strengthens and protects the natural nail and allows mini extensions. Ideal for covers on natural nails with a thin structure that does not need filing as it is a self-leveling product

BASE&TOP

with high fluidity

With its formulation, it adheres perfectly to the natural nail without creating lift. It has a dual role: the first is to make the semi-permanent nail polish last longer, and the second is not to stain the nail with pigment

SDS **ITEM**
HRSCBR1

SDS **ITEM**
HRSCBR2

SDS **ITEM**
HRSCBR3

SDS **ITEM**
HRSCBR4

SDS **ITEM**
HRSCBT



GPS / GEL POLISH
Chromatic Order

34

35

									
S081 White Milk	S034 White French	S013 Metal White	S050 Picasso	S051 Matisse	S038 Gold Glitter	S061 Limone Fluo	S030 Neon Lemon	S042 Metal Yellow	S070 Mojito
									
S091 Pistacho	S055 Lily of the Valley	S064 Mela Fluo	S092 Olivia	S053 Mint	S033 Tiffany	S049 Hawai	S043 Metal Emerald	S096 Breakfast	S069 Green Mint
									
S041 Pastel Blue	S095 Powder	S006 Neptune	S040 Blue	S048 Midnight	S032 Avio	S025 Lilca	S046 Paradise	S005 Lila	S022 Magenta
									
S088 Rubino	S016 Barbie	S090 Purple	S077 Spacestar	S074 Endive	S059 Lavander	S073 Bouquet	S066 Camelia	S002 Prosecco	S099 Wild Rose
									
S031 Pastel Pink	S100 Pandora	S065 Soft Rose	S003 Champagne	S071 Peach	S060 Rhapsody	S011 Neon Pink	S089 Shoking	S039 Neon Fucsia	S015 Strawberry

GPS / GEL POLISH
Chromatic Order

36

37



S097
Water Melon



S036
Flury



S075
Essence



S067
Fandango



S062
Pesca Fluo



S072
Boulevard



S063
Arancio Fluo



S010
Pumpkin



S035
Neon Coral



S056
Red Orange



S068
Alvarez



S027
Neon Red



S098
Lipstick



S021
Roses



S001
Red



S083
Sangria



S012
Tulip



S023
Pure Red



S093
Mister Brown



S014
Passion



S029
Auburn



S026
Chianti



S017
Slurry



S008
Amarena



S087
Blood



S086
Granate



S082
Berries



S085
Royal



S084
Borgogna



S054
Pearly Red



S004
Cherry



S018
Red Gold



S047
Dream



S057
Meteor



S094
Another Brick



S020
Nude



S044
Woody



S058
Rose Smoke



S045
Milk&Coffee



S019
Light Nude



S079
Vision



S080
Rainy Day



S078
Moonage



S007
Nude Militar



S028
Dark Nude



S052
Van Gogh



S037
Silver Glitter



S076
Galaxy



S024
Anthracite



S009
Black

PLS POLISH

Gel-effect nail polish



Instructions for use



1. Disinfect the hand and tools with Antisept solution



2. Push cuticles with cuticle pusher, removing excess cuticles.



3. Spread gel base (Foundation) to allow nail polish to set better



4. Apply nail polish (allow to dry for 2 minutes between coats)



5. Spread Rooftop to fix the color and make the glaze shinier



6. Allow the glaze to air dry for about 5 minutes

Gel-effect nail polish

Fast-drying polish ideal for coloring, protecting and correcting minor imperfections on nails.

Formula components enhance the shine of the color for an intensely brilliant finish.

The brush with a large number of bristles facilitates polish pick-up, gradual release on the nail and even, streak-free application.



NICHEL FREE



FORMALDEIDE FREE



TOLUENE FREE



The special formula is enriched with excipients that can fix the color in seconds



The texture has an ideal degree of fluidity for perfect control during application

available size 15ml



FOUNDATION
protective base coat

For normal nail polish shades, promotes a longer-lasting manicure

SDS **ITEM**
HRPSBC



ROOFTOP
protective coating

To give a beautiful shiny finish to your manicure. Used as a final step in a manicure service to seal in color and extend durability. Prevents staining

SDS **ITEM**
HRPSTC



081
White Milk



034
White French



049
Hawaii



041
Pastel Blue



048
Midnight



032
Avio



046
Paradise



016
Barbie



059
Lavander



065
Soft Rose



003
Champagne



071
Peach



089
Shoking



015
Strawberry



075
Essence



067
Fandango



027
Neon Red



021
Roses



001
Red



012
Tulip



023
Pure Red



008
Amarena



086
Granate



004
Cherry



047
Dream



019
Light Nude



080
Rainy Day



078
Moonage



007
Nude Militar



009
Black

GCR GEL COLOR

Colored Gels



Instructions for use



1. Disinfect the hand and tools with Antisept solution



2. Push cuticles with cuticle pusher, removing excess cuticles



3. Mattify thoroughly with the abrasive brick



4. Apply Drop&Dry to check unmatted areas of the nail



5. Apply as adhesion promoter Primer and allow to air dry for about 30 seconds




6. Spread gel base (Phase one or Superbond or Bond) and light cure



7. Apply the Builder of your choice and cure




8. Finish the shape of the nail with a file



9. Apply Gel Color



10. Polymerize in LED lamp 30 sec / UV 120 sec



11. Finish with a Sealant to give shine and strength (Phase Three or High Gloss)



















































12. Polymerize and remove dispersion layer with Cleaner

GCR / GEL COLOR
Chromatic Order

48					49				
									
069 Bianco Gesso	070 Naturelle	071 Medium White	033 Metallic White	005 Champagner	007 Prosecco	019 Prosecco	043 Gold Glitter	052 Lux Gold	097 Mango
									
024 Metallic Caramel	009 Gold	030 Yellow	036 Neon Yellow	063 Pastel Yellow	096 Acid Green	080 Snowdrops	081 Neon Lime	072 Olive	044 Apple Green
									
087 Pixie Green	016 Grass	022 Green	023 Emerald	093 Hawaii	100 Groovy Green	068 Pastel Green	095 Caribbean	066 Pastel Blue	079 Tiffany
									
053 Turquoise	092 Twinkle Raindrop	046 Blue Magic	064 Blue	084 Neon Blue	048 Metallic Purple	020 Ocean	074 Royal Blue	042 Blue Fine	073 Dark Purple
									
088 Deep Blue Sea	012 Lila	057 Liliac Star	047 Liliac	058 Star Violet	018 Violet	059 Fuchsia	015 Rubin	026 Aubergine	051 Lila Pink

GCR / GEL COLOR

Chromatic Order

				50	51				
									
034 Lolly Pink	091 Crome Kiss	098 Flury	099 Groovy Pink	086 Pixie Cyclam	032 Metallic Melon	006 Red	017 Bordeaux	062 Roses	076 Gazpacho
									
061 Blackberry	021 Dark Red	011 Cherry	055 Chianti	045 Metallic Red	025 Indian Summer	014 Fire Red	077 Deluxe Red	083 Neon Cyclam	075 Scuderia
									
078 Koi	094 Coral	004 Dark Rose	031 Pink	037 Barbie	065 Dusky Pink	054 Baby Rose	035 Skinny	040 Light Pink	041 Nude Pink
									
060 Dark	090 Slurry Star	089 Crome Cereal	008 Apricot	050 Summer	082 Neon Orange	056 Orange	085 Pixie Mandarinine	003 Light Copper	039 Red Power
									
038 Slurry	027 Mocca Brown	010 Chocolate	001 Rainbow	029 Metallic Silver	067 Light Grey	002 Silver	013 Moonlight	028 Black	049 Anthracite Black

GTH GEL THERMO

Colored thermic gels

/

PWD POWDER

Mirror powders



Instructions for use



1. Disinfect the hand and tools with Antisept solution



2. Push cuticles with cuticle pusher, removing excess cuticles



3. Mattify thoroughly with the abrasive brick



4. Apply Drop&Dry to check unmatted areas of the nail



5. Apply as adhesion promoter Primer and allow to air dry for about 30 seconds




6. Spread gel base (Phase one or Superbond or Bond) and light cure



7. Apply the Builder of your choice and cure




8. Finish the shape of the nail with a file



9. Apply the thermic Gel



10. Polymerize in LED lamp 30 sec / UV 120 sec



11. Finish with a Sealant to give shine and strength (Phase Three or High Gloss)



12. Polymerize and remove dispersion layer with Cleaner

55

Low-viscosity opaques, they change color depending on body temperature and degrees perceived in the surrounding environment.

They enhance the hands to which they are applied by generating multiple shades by switching from one color to another.

As temperature increases, the original color fades to a lighter color

available size 5ml



T2
Sun
Arancione
Giallo



T3
Earth
Marrone
Arancio



T5
Mars
Viola
Rosa



T6
Sky
Blue
Bianco



T8
Sea
Viola
Celeste



T9
Magma
Rosso
Viola



T12
Ice Glitter
Blue
Bianco



T14
Skin Glitter
Viola
Rosa



T17
Venus
Rosso scuro
Giallo



T25
Wind
Bordeaux
Rosso vino

Istruzioni di utilizzo



1. Apply Gel Color/Gel Polish following the corresponding procedure



2. Cure in LED lamp 60 sec / UV 120 sec



3. Spread Crystal over the color and polymerize in lamp




4. Cover the surface with mirror powder evenly



5. Rub the powder until the desired effect is achieved



6. Remove excess product with the fan brush



7. Seal with a finish on both the nail surface and the free edge

Please note

For maximum durability, we recommend first sealing with a clear builder and then finishing with a finish.

For best results, it is best to use the powder on pure, non-metallic or glitter colors.

57

Mirror effect powders are used to make special nails.

Their peculiarity is to create a real mirror effect on the nails: shiny and reflective, catching the eye.

Mirror pigments can be applied on gel, acrygel, acrylic, and even semi-permanent nail art!

available size 2gr



#11
Purple Blu
High Quality



#BG
Shining Silver
High Quality



#1
Gold



#6
Green



#8
Dark Purple



#9
Purple Red



CARE of nails

CVT / CURATIVE
nail care polishes

SLV / SOLVENTS
for manicures and pedicures

CVT CURATIVE

Nail care nail polishes





CUTICLE AWAY
To remove cuticles

Solution that removes cuticles quickly and effectively; apply a small amount of product to cuticles and leave on for 120seconds. Remove excess skin with orange stick.



SUNSCREEN
UV protective

High-coverage, UV-protective nail polish; prevents yellowing of the nail. Excellent as protection to reconstruction on natural and artificial nails



SAFE BASE
Protective nail base coat

To be applied as a base coat, special for regeneration of damaged, brittle or very soft nails



SMOOTH STEP
To soften the step of nails

Solution to loosen and lower the step of the tips

SDS **ITEM C3**
HRTCCR

SDS **ITEM C4**
HRTCUV

SDS **ITEM C6**
HRTCBC

SDS **ITEM C8**
HRTCTB





GLOSS&SHINE
Extra high-gloss polish
Glass-effect polish for nail
polish and natural nails.
Air-dries after a few seconds



ANTISEPTICUM
Fungicide solution
Solution indicated for the
treatment of infections
caused by microscopic fungi.
Use if the problem involves no
more than 2 nails.



HARD ROCK
Restructuring and fortifying
Restructuring agent that har-
dens, fortifies and heals brittle
and thin nails. Must be used
for at least 2 weeks



HYDRATING ARGAN
Moisturizing cuticle oil
Nourishing oil to moisturize
nails and cuticles; penetrates
deep into the nail bed, stren-
gthening and promoting nail
growth. Excellent after re-
construction



HYDRATING MANDARIN
Moisturizing cuticle oil
Nourishing oil to moisturize
nails and cuticles; penetrates
deep into the nail bed, stren-
gthening and promoting nail
growth. Excellent after re-
construction



HYDRATING ALMOND
Moisturizing cuticle oil
Nourishing oil to moisturize
nails and cuticles; penetrates
deep into the nail bed, stren-
gthening and promoting nail
growth. Excellent after re-
construction

SDS **ITEM C12**
HRTCTG

SDS **ITEM C10**
HRTCAM

SDS **ITEM C7**
HRTCCH

SDS **ITEM C2A**
HRTCOAR

SDS **ITEM C2B**
HRTCOMA

SDS **ITEM C2C**
HRTCOAL



SLV SOLVENTS

For manicures and pedicures



SLV / SOLVENTS

For manicures and pedicures

68

Haidu offers a 'wide range of quality solvents that do not weaken the nails, but at the same time are extremely effective in the work steps

Thanks to the healing substances, nails will always look perfect and nourished



WITH ACETONE

More effective than an acetone-free nail polish remover in removing nail polish residue with glitter or coarser parts



ACETONE-FREE

Very gentle and allergen-free, removes polish without attacking the structure of nails and cuticles

available sizes 250, 500, 1000, 5000ml

69



ANTISEPT Hygienizing liquid

High-alcohol liquid, useful for cleaning hands and work tools, during all phases



Acetone
no




SOAK OFF REMOVER Gel nail polish remover

Cleaning solution used to gently remove all traces of products such as acrylic, gel polish, glue and nail polish without damaging the natural nail




Acetone
si

SDS **ITEM**
HRSO002



SDS **ITEM**
HRSO006





SLIP SOLUTION
Liquid for
polygel processing

Special, odorless liquid needed to facilitate processing and shaping of Polygel without dripping; allows the product to be processed until polymerization in lamp



CLEANSER
Degreasing solution, removes
the dispersion layer

Product suitable in all reconstruction systems to remove the dispersion layer that is created on the nail after curing. Its gentle formula allows it to be used even after the filing stage. Excellent glossy and shiny effect




FRAGOLINA
Gentle olive oil solvent


Made with a balanced blend of acetone-free solvents, it is mildly aggressive and ideal for removing residue from nails, respecting the nature of even the most delicate nails, preventing and counteracting their dryness while not compromising their natural elasticity. It does not weaken the tips




SDS **ITEM**
HRSO007



SDS **ITEM**
HRSO001



SDS **ITEM**
HRSO005





CATALOG

of products

ITEM HRMKTCA



POSTER

of the line (100 x 70 cm)

ITEM HRMKTP

72

73



LOCANDLINE

presentation for event

ITEM HRMKTPR1



PROGRAM

of the technical day

ITEM HRMKTPG1



VETROPHANY

recognition sticker


ITEM HRMKTST




CERTIFICATE

to event participation

ITEM HRMKTCE1



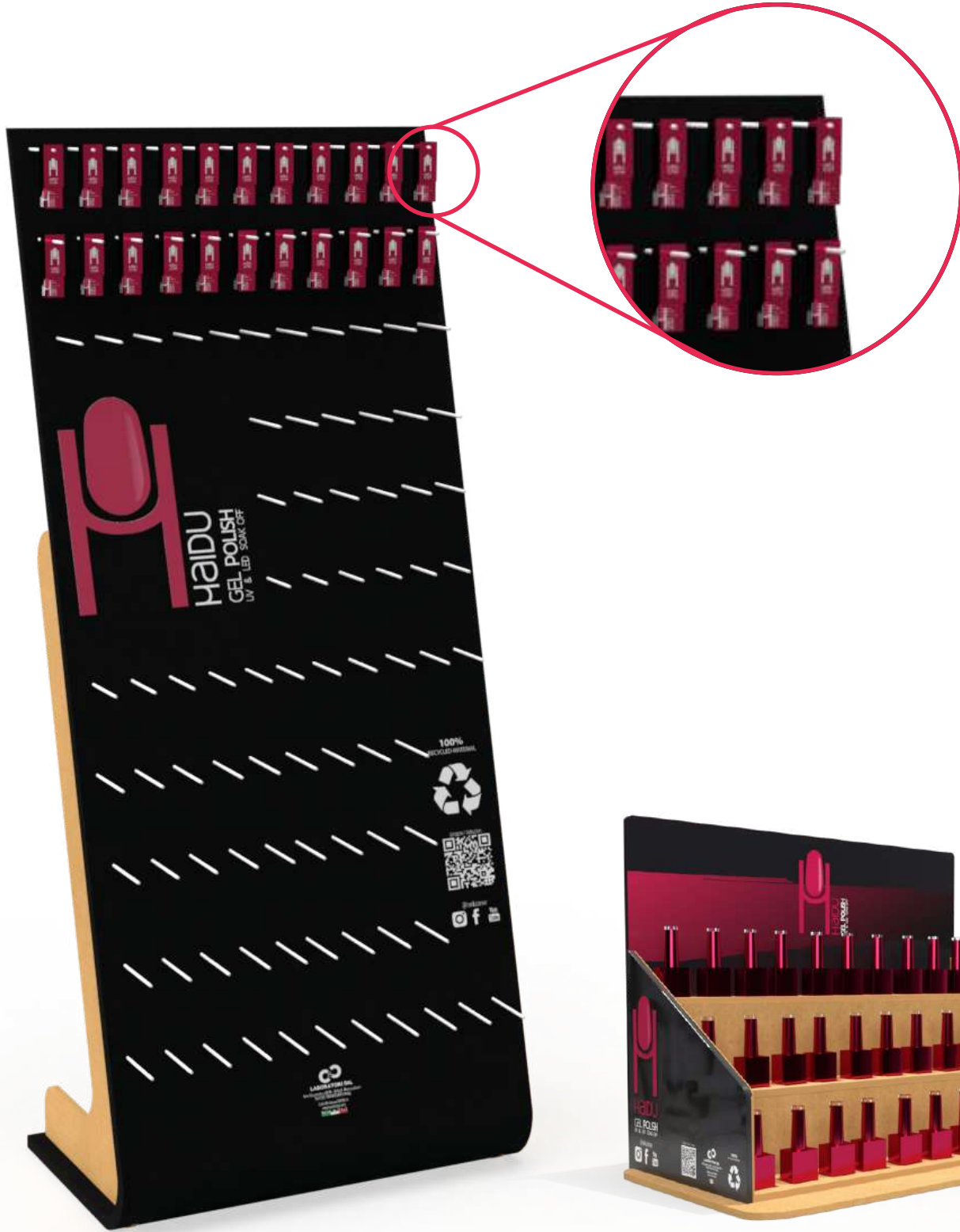
COLOR CHART
tips for semi-permanent 100 colors
ITEM HRMKTCT



COLOR CHART
tips for gel color and thermal 100 colors
ITEM HRMKTCC



COLOR CHART
printed for semi-permanent 100 colors
ITEM HRMKTCS



FLOOR DISPLAY STAND
can hold 720 products (51 x 37 x 36 cm)
ITEM HRMKTET



COUNTERTOP DISPLAY STAND
can hold 30 products (51 x 37 x 36 cm)
ITEM HRMKTETB



76125 TRANI [BT] - ITALY

www.ciesse.eu

info@ciesse2000.it

MADE IN ITALY

