



ULTRA

nail reconstruction, nail coloring and nail care

ULTRA

A high-quality product line developed to meet the performance of professionals in the field.

The synergy between raw materials of highest quality and the constant research for the latest fashion trends gives the brand reliability and elegance.



@ultra.clesse

Brand that covers the following product families:

RECONSTRUCTION

COLORING

CARE





RECONSTRUCTION

of nails

PREGEL

adhesion promoters

GELBASE

adhesion mediators

GELBUILD

builders

GELCOVER

cover builders

GELFRENCH

french builders

GELMONO

monophasic

GELSEAL

final sealants

GELACRY

modeling gels



PRIMER
Pre-gel acid solution

Liquid solution with an acid base; contains acrylic, penetrates perfectly intoA few drops are applied. the natural nail fibers and crea-tes excellent adhesion with gels. Air-dries and has a degreasing effect. It contains an anti-fungal.



ULTRA BOND
Non-acidic pre-gel solution

Non-acidic pre-gel that maximizes the adhe-sion of UV gel and gel polish. Apply a very thin layer, air-dries in 30seconds. For all nail types



DEHYDRATOR
Highly dehydrating solution

Has a degreasing and dehydrating function, is applied with a few drops, dries and degreases the nail well, applied after dulling highlights untreated areas. Does not contain acids.

SDS Item | **C9**
URPGSA


Bottiglia
Bottle
15ml

SDS Item | **C15**
URPGAF


Bottiglia
Bottle
15ml

SDS Item | **C16**
URPGSD



Bottiglia
Bottle
15ml




1-PHASE

Acid-free


Transparent in color, contains keratin. It is applied like a nail polish. Ideal for perfect nails and for those who do not want acid on their nails




Heat
no




Acidity
no




Texture
transparent



Densità
low



LED 90sec



UV 120sec



EXTREME

With high acidity

Transparent in color, contains a keratin base and acrylic base. Suitable for difficult and problematic nails. Apply a very thin layer. The end result is the same as using Bonder and Primer together



Heat
no



Acidity
high



Texture
transparent



Density
low



LED 90sec




UV 120sec




BONDER

With low acidity


Transparent in color. It has a keratin base and a small amount of acrylic. It is applied in a thin layer




Heat
no




Acidity
low




Texture
transparent



Density
low



LED 90sec




UV 120sec



BE2GEL BONDER

For Acrigel

It is a product that is more elastic than acrylic, stronger than gel, and lighter than both



LED 90sec



UV 120sec


SDS

Item


URGBPO

|

15



Vaso
Jar
15ml



Vaso
Jar
30ml


SDS

Item


URGBAF

|

05



Vaso
Jar
15ml



Vaso
Jar
30ml


SDS

Item


URGBLA

|

01



Vaso
Jar
15ml



Vaso
Jar
30ml

SDS

Item

URGBPA

|

G01



Bottiglia
Bottle
15ml



STEEL
Dense transparent

Transparent in color, ideal for structures requiring special mechanical strength, essential in extreme elongations or special shapes. Excellent stapleability. Matte finish.

Heat
no

Acidity
no

Texture
transparent

Density
high

LED 90sec

UV 180sec



PINK FRENCH
Transparent pink

Slightly pinkish builder gel, free of methacrylic acids, ideal for final finishing of French french on the cuticle lap. Recommended in case of allergies. Matte finish.

Heat
yes

Acidity
no

Texture
transparent

Density
high

LED 90sec

UV 180sec



CLEAR
Trasparent

Contains UV filters to prevent yellowing of nails. Ideal for nail form reconstructions. It works differently in summer as it lowers the density. Matte finish

Heat
no

Acidity
high

Texture
transparent

Density
high

LED 90sec

UV 180sec



DEEP
For imperfections

Dark pink in color, suitable for covering imperfections on the natural nail. Self-leveling, applies in a double layer. Can be used as a camouflage. Glossy finish

Heat
no

Acidity
low

Texture
opaque

Density
low

LED 90sec

UV 120sec

SDS Item URGCCT | 26

Vaso Jar 15ml

Vaso Jar 30ml

SDS Item URGCHF | 04

Vaso Jar 15ml

Vaso Jar 30ml

SDS Item URGCCL | 03

Vaso Jar 15ml

Vaso Jar 30ml

SDS Item URGCTR | 06


Vaso Jar 15ml

Vaso Jar 30ml




PEDIQUE
For toenails


Slightly pinkish in color, textured and made for toenails. It has high adhesion and contains antifungal substances to prevent fungal and fungal growth




Heat
medium




Acidity
low




Texture
transparent



Density
high



LED 90sec




UV 120sec




PINK
milky pink


Milky pink in color, ideal for porcelain-effect roofing. Self-levelling, easy to apply. Glossy finish. Turns milky white after curing in a lamp.




Heat
no




Acidity
low




Texture
transparent



Density
high



LED 90sec




UV 120sec




2-PHASE
acid-free


Transparent, with high adhesion, high hold and strength for excellent C-curve reconstruction. Excellent for doming and nail form reconstruction, has high elasticity and extreme gloss. Matte finish




Heat
yes




Acidity
no




Texture
transparent



Density
low




LED 90sec




UV 120sec

SDS Item
URGCFO | **14**




Vaso
Jar
15ml




Vaso
Jar
30ml

SDS Item
URGCPK | **02**




Vaso
Jar
15ml




Vaso
Jar
30ml

SDS Item
URGCPT | **16**



Vaso
Jar
15ml



Vaso
Jar
30ml



CAMOUF 1
beige opaque

With a glossy, self-leveling finish. Great for covering streaked and damaged nail imperfections. Ideal for elongation with nail-papers. Applies in a double layer. Can be used before and after shaping, or directly as a shaper



CAMOUF 2
light pink opaque

With a glossy, self-leveling finish. Great for covering streaked and damaged nail imperfections. Ideal for extending the nail bed. Applies in a double layer. Can be stapled after about 60 seconds



CAMOUF 3
dark pink opaque

With a glossy, self-leveling finish. Great for covering streaked and damaged nail imperfections. Ideal for extending the nail bed. Applies in a double layer. Can be stapled after about 60 seconds



CAMOUF 4
medium pink opaque

With a glossy, self-leveling finish. Great for covering streaked and damaged nail imperfections. Ideal for extending the nail bed. Applies in a double layer. Can be stapled after about 60 seconds




CAMOUF 5
pink opaque

Self-levelling. Great for covering all imperfections of the streaked and damaged nail. Ideal for elongation with paper. It is applied in a double layer. Can be used before and after shaping, or also as a shaper. Can be stapled after about 60 seconds




MILK
milk effect


Ideal for achieving covers with a milky effect. Unique, self-leveling and easy-to-use application




Heat
no




Texture
opaque




Acidity
medium




Density
low




LED
90sec




UV
120sec




Heat
no




Texture
opaque




Acidity
medium




Density
low




LED
90sec




UV
120sec




Heat
no




Texture
opaque




Acidity
medium




Density
low




LED
90sec




UV
120sec




Heat
no




Texture
opaque




Acidity
medium




Density
low




LED
90sec




UV
120sec




Heat
no




Texture
opaque




Acidity
medium




Density
low




LED
90sec




UV
120sec




Heat
no




Texture
semi-opaque




Acidity
low



Density
low

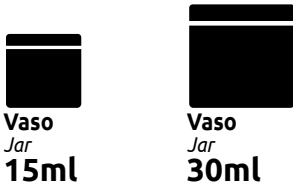


LED
90sec

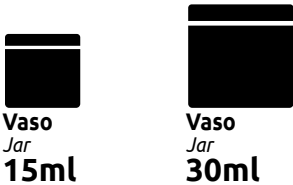


UV
120sec

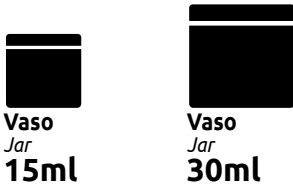
SDS Item
URGFC1 | **17**



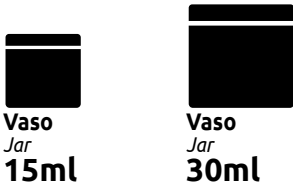
SDS Item
URGFC2 | **24**



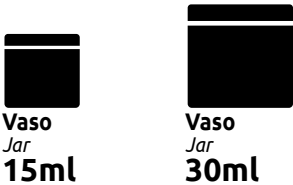
SDS Item
URGFC3 | **25**



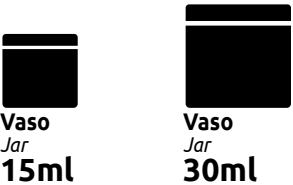
SDS Item
URGFC4 | **28**



SDS Item
URGFC5 | **10**



SDS Item
URGFCW | **18**





NATURELLE
natural white

Natural white in color, bright. Ideal for a natural and elegant effect coat. Glossy finish



Heat
no



Acidity
medium



Texture
transparent



Density
low



LED 90sec



UV 120sec



Item
URGWF1

07



Vaso
Jar
15ml



Vaso
Jar
30ml



WHITE
opaque white

Ideal for making the wall-mounted French french fret.



Heat
no



Acidity
low



Texture
semi-opaque



Density
medium



LED 90sec



UV 120sec



Item
URGWF2

08



Vaso
Jar
15ml



Vaso
Jar
30ml



WHITE EXTREME
extreme white

Extreme white in color, ideal for an extreme french effect coat. Glossy finish



Heat
no



Acidity
medium



Texture
opaque



Density
high



LED 90sec



UV 120sec



Item
URGWF3

09



Vaso
Jar
15ml



Vaso
Jar
30ml



STAR CLEAR
transparent monophase gel

Transparent in color. Suitable for covers and reconstructions with nail form. Self-modeling, heat source is felt due to the presence of the many UV filters. Very good adhesion and excellent filing. Glossy finish



STAR PINK
transparent pink monophase gel

Transparent pink in color. Suitable for covers and reconstructions with nail form. Self-modeling, you feel heat source due to the presence of the many UV filters, so you work in layers. Ideal for the summer season and very high temperatures. Very good adhesion and excellent filing. Glossy finish




STAR COVER
beige monophase gel


Excellent hold, good coverage and exceptional workability, this product, having the color very similar to the natural nail, can be used to achieve covers with completely natural effects. Very high performance in the filing stage. Glossy finish





STAR
transparent blue monophase gel


Transparent blue in color. With presence of UV filter to prevent yellowing of the nail. Suitable for covers and reconstructions with nail form. Self-modeling, a slight heat source is felt due to the presence of the many UV filters. Ideal for the summer season and very high temperatures. Very good adhesion and excellent filing. Glossy finish.



Heat
yes



Acidity
medium



Texture
semi-opaque



Density
high



LED 90sec



UV 180sec


Heat
yes



Acidity
medium



Texture
opaque



Density
medium



LED 90sec



UV 180sec



Heat
yes


Acidity
low



Texture
semi-opaque



Density
low



LED 90sec



UV 180sec



Heat
no


Acidity
medium


Texture
semi-opaque


Density
medium


LED 90sec


UV 180sec

SDS Item
URGMMC | 20

Vaso
Jar
15ml

Vaso
Jar
30ml

SDS Item
URGMMR | 19

Vaso
Jar
15ml

Vaso
Jar
30ml

SDS Item
URGMSC | 27

Vaso
Jar
15ml

Vaso
Jar
30ml

SDS Item
URGMS | 11

Vaso
Jar
15ml


Vaso
Jar
30ml





3-PHASE


Final sealant


For a brilliant, natural finish. A single, dense layer is applied over the entire surface



Heat
no


Texture
transparent

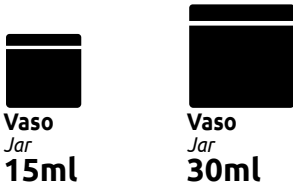

Acidity
no


Density
high


LED
90sec


UV
120sec


SDS Item
URGSPT | 13





TOP FINISH


Final sealant


Extreme gloss, vitrifying. Should be applied like glaze, but in a very full-bodied manner. Should be degreased after curing



Heat
no


Texture
transparent

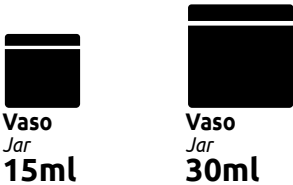

Acidity
no


Density
high


LED
90sec


UV
120sec


SDS Item
URGSHG | 23





BRILLIANCE


Final polish
without dispersion


Applied like a nail polish, it results in a high gloss. It should not be degreased after curing and can also be used with semipermanent nail polish



Heat
no


Texture
transparent


Acidity
medium


Density
high


LED
90sec


UV
180sec

SDS Item
URGSB | C1





FINISH MATT


Sealant with
matte effect


Should be applied full-bodied like a nail polish for a velvety nail effect. It should not be degreased after curing. Also used with semipermanent nail polish.


SHAKE WELL BEFORE USE



Heat
no


Texture
transparent


Acidity
medium


Density
high


LED
90sec


UV
180sec


SDS Item
URGSM | C17





DIAMOND


Sealant with
diamond effect


Great elegance and ultra-shiny 3D effect. Applied in a light, thin coat before sealing. Can also be used as a single sealant. Must be blended because of the microparticles present. Applies like a glaze and should not be used for crowning



Heat
no


Texture
transparent


Acidity
medium


Density
high


LED
90sec


UV
180sec


SDS Item
URGSD | C18





SHIMMERIZE BLU


Sealant with blue effect


It has incredible durability and strength. Due to the presence of a UV filter, it prevents yellowing of the nail. It is applied in a light, thin coat before sealing. It can also be used as the only sealant. It must be blended because of the microparticles present. It is applied like a nail polish and should not be used for doming



Heat
no


Texture
transparent


Acidity
medium


Density
high


LED
90sec


UV
180sec

SDS Item
URGSS | C19



Instructions for use

- 

1. Disinfect the hand and tools with Antisept solution
- 

2. Push cuticles with cuticle pusher, removing excess cuticles
- 

3. Mattify thoroughly with the abrasive brick
- 

4. Apply Dehydrator to check unmatted areas of the nail
- 

5. Apply an adhesion promoter (Ultra bond or Primer) and allow to air dry for about 30 seconds
- 

6. Spread Be2Gel Bonder base gel and cure under a lamp
- 

7. Lay down a small amount of GelAcry on Nail Form or Dual Form
- 

8. Shape the GelAcry to make the shape you want
- 

9. Curing in LED lamp 90 seconds or UV lamp 180 seconds
- 

10. Remove dispersion layer with Cleanser and complete the restoration

Acrygel can be used to make very strong reconstructions and extensions with thin, natural-looking nails.

- It is thicker than a builder gel
- Little dispersion after curing

Result: Strong and thin reconstructed nail, perfect until refill



PINK
BE2GEL

Modelling gel
milky pink

LED 90sec
UV 180sec

SDS Item URGAG02 | **G02**

Vaso Jar 30ml



CLEAR
BE2GEL

modelling gel
transparent

LED 90sec
UV 180sec

SDS Item URGAG03 | **G03**

Vaso Jar 30ml



NATURELLE
BE2GEL

Natural white french
modelling gel

LED 90sec
UV 180sec

SDS Item URGAG07 | **G07**

Vaso Jar 30ml



WHITE EXTREME
BE2GEL

extreme white
french modelling gel



CAMOUF 1
BE2GEL

modelling gel
light pink opaque



CAMOUF 2
BE2GEL

modelling gel
dark pink opaque



CAMOUF 3
BE2GEL

modelling gel
beige opaque



CAMOUF 5
BE2GEL

modelling gel
opaque pink

SDS Item | **G09**
URGAG09


Vaso
Jar
30ml

SDS Item | **G17**
URGAG17


Vaso
Jar
30ml

SDS Item | **G24**
URGAG24


Vaso
Jar
30ml

SDS Item | **G25**
URGAG25


Vaso
Jar
30ml

SDS Item | **G10**
URGAG10


Vaso
Jar
30ml



COLORING

of nails

GEL POLISH

semipermanent nail polish

GELBASE

adhesion mediator

POLISH

gel effect polish

GEL COLOR

colored gels

GEL THERMO

colored thermal gels

POWDER

mirror powders

GEL POLISH

semipermanent nail polish



GEL POLISH

Semipermanent nail polish

30

31

Instructions for use



1. Disinfect your hand and tools with Antisept solution



2. Push cuticles with cuticle pusher, removing excess cuticles



3. Mattify thoroughly with the abrasive brick



4. Apply Dehydrator to check unmatted areas of the nail



5. Apply Ultrabond as adhesion promoter and allow to air dry for about 30 seconds



6. Apply Base & Top (without touching the cuticles) and light cure



7. Remove the dispersion with a cellulose pad soaked with Cleanser



8. Apply a thin layer of gel polish in the color of your choice



9. Curing in LED lamp 60 sec / UV 120 sec



10. Repeat, to give more coverage to the color, curing in a lamp with each pass



11. Apply Base & Top (without touching the cuticles) to seal the work and polymerize in the lamp



12. Finish the work with the use of Cleanser

An innovative product for nails! An alternative to the usual Gel Polish!

The application of Ultra gel polish offers an excellent result due to the high pigmentation of the product.

The shine remains unchanged over time, thus ensuring a wonderful look for your nails!

Ultra gel polish are distinguished by their intense, easy-to-apply and long-lasting colors.

They are super opaque and durable, perfect for bringing out the beauty of both short and longer nails.

- Fast and smudge-free application
- Perfect consistency makes application easy and pleasant
- Perfect nails for up to 3 weeks or more



NICHEL FREE



FORMALDEHYDE FREE



TOLUENE FREE



The elegance of the new pack gives visibility in the salon thanks to the color bar visible from all angles.



Lightweight design, ergonomic handle for perfect comfort and control when applying the product, allows, in addition, to view the color

available sizes 8ml and 14ml

BASE GEL SOAK OFF


For nail polish gel

32


33




White



Liliac



Powder



Pink



RUBBER BASE

with medium viscosity and elastic, self-leveling

With its formulation, it adheres perfectly to the natural nail without creating lift. It strengthens and protects the natural nail and allows mini extensions. Ideal for covers on natural nails with a thin structure that does not need filing as it is a self-leveling product

BASE&TOP

High fluidity

Thanks to its formulation, it adheres perfectly to the natural nail without creating lift. It has a dual role: the first is to make the nail gel polish last longer, and the second is not to stain the nail with pigment



Item
URSGBR1



Item
URSGBR2



Item
URSGBR3



Item
URSGBR4



Item
URSGBT



Bottiglia
Bottle
14ml



Bottiglia
Bottle
14ml



Bottiglia
Bottle
14ml



Bottiglia
Bottle
14ml



Bottiglia
Bottle
8ml



Bottiglia
Bottle
14ml

GEL POLISH

Chromatic Order

34

35



S081
Mykonos



S034
Canton



S013
New York



S050
Europa




S051
America



S038
Rio De Janeiro



S061
Capri




S030
Madrid



S042
Calcutta




S070
Venezia



S091
Bronte



S055
Luanda



S064
Maiori



S092
Azahar



S053
Tirana



S033
Durban



S049
Johannesburg




S043
Macao



S096
New Orleans




S069
Santorini



S041
Ankara



S095
Powder Springs



S006
Istanbul



S040
Los Angeles



S048
Varsavia



S032
Nairobi



S025
Berlino



S046
Chennai



S005
Mumbai



S022
Casablanca



S088
Versailles



S016
Londra




S090
Miami




S077
Bora Bora



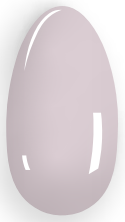
S074
Corfù




S059
Ottawa




S073
Tulum



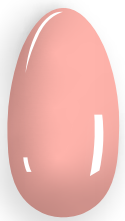
S066
Samui



S002
Karachi



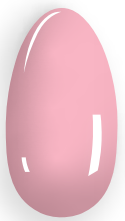
S099
Waushara



S031
Jaipur



S100
Vulcano



S065
Palau



S003
Pechino



S071
Arles




S060
Helsinki



S011
Giacarta



S089
Montgenèvre



S039
Parigi



S015
Bangalore

GEL POLISH

Chromatic Order

36

37



S097
Cordele



S036
Alessandria




S075
Seattle



S067
Bali




S062
Positano




S072
Marrakech




S063
Amalfi



S010
Delhi



S035
Santiago



S056
Canberra



S068
Kauai



S027
Riyad



S098
Tolone



S021
Roma



S001
Shanghai



S083
Pigalle



S012
Kinshasa



S023
Dacca



S093
Atlanta



S014
Lagos



S029
Jedda



S026
Hanoi



S017
Lima



S008
Milano



S087
Amsterdam



S086
Lisbona



S082
Aruba



S085
Malaga



S084
Kyoto



S054
Algeri



S004
Tokio




S018
Bogotà



S047
Yokohama



S057
La Paz




S094
Cambridge




S020
Teheran




S044
Lahore



S058
Caracas



S045
Surat



S019
Hong Kong



S079
Bahama



S080
Boracay



S078
Cayman



S007
Mosca



S028
Singapore



S052
Asia



S037
Bangkok



S076
Zanzibar



S024
Il Cairo



S009
Seul

POLISH

gel effect nail polish



Instructions for use



1. Disinfect the hand and tools with Antisept solution



2. Push cuticles with cuticle pusher, removing excess cuticles.



3. Spread gel base (Firstcoat) to allow nail polish to set better



4. Apply nail polish (allow to dry for 2 minutes between coats)



5. Spread Overcoat to fix the color and make the glaze shinier



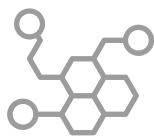
6. Allow the glaze to air dry for about 5 minutes

Gel effect nail polish

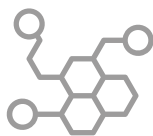
Fast-drying polish ideal for coloring, protecting and correcting minor imperfections on nails.

Formula components enhance the shine of the color for an intensely brilliant finish.

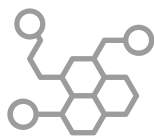
Brush with a large number of bristles facilitates polish pick-up, gradual release on the nail and even, streak-free application.



NICHEL FREE



FORMALDEHYDE FREE



TOLUENE FREE



The special formula is enriched with excipients that can fix the color in seconds



The texture has an ideal degree of fluidity for perfect control during application

available size 15ml



FIRSTCOAT

protective base coat

For normal nail polish shades, promotes a longer-lasting manicure

SDS Item
URPSBC



OVERCOAT

protective coating

To give a beautiful shiny finish to your manicure. Used as a final step in a manicure service to seal in color and extend durability. Prevents staining


SDS Item
URPSTC



081
Mykonos



034
Canton



049
Johannesburg



041
Ankara



048
Varsavia




032
Nairobi




046
Chennai




016
Londra




059
Ottawa



065
Palau



003
Pechino



071
Arles



089
Montgenèvre



015
Bangalore



075
Seattle



067
Bali



027
Riyad



021
Roma



001
Shanghai



012
Kinshasa



023
Dacca



008
Milano



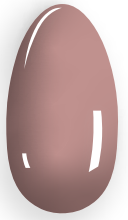
086
Lisbona



004
Tokio



047
Yokohama



019
Hong Kong



080
Boracay



078
Cayman



007
Mosca



009
Seul

GEL COLOR

gel color



Instructions for use



1. Disinfect the hand and tools with Antisept solution



2. Push cuticles with cuticle pusher, removing excess cuticles



3. Mattify thoroughly with the abrasive brick



4. Apply Dehydrator to check unmatted areas of the nail



5. Apply as adhesion promoter Primer and allow to air dry for about 30 seconds



6. Spread gel base (1-Phase, Extreme or Bonder) and cure in a lamp



7. Apply the Builder of your choice and cure



8. Finish the shape of the nail with a file



9. Apply Gel Color



10. Cure in LED lamp 30 sec / UV 120 sec



11. Finish with a Sealer to give shine and strength (3-Phase or Top Finish)



12. Cure and remove dispersion layer with Cleanser

Colored, opaque and bright gels

Color gels for nails differ from regular nail polishes in that the texture, cannot be applied directly on the natural nail but only on nail artwork.


Color Ultra gels, with high pigmentation and very high density, perfectly cover the nail giving it a natural look



With dispersion that allows the various layers of product to adhere to each other.



A complete range of shades and finishes, resulting in exclusive color lines divided into 5 variants: Glitter, Metallic, Color, Special, Neon



The special formulation makes application really easy and precise.



Ultra color gels are a guarantee of success for those who want a perfect and long-lasting nail design

available size 5ml

GEL COLOR

Chromatic Order

48

49



069
Bianco Gesso



070
Naturelle



071
Medium White



033
Metallic White



005
Champagner



007
Prosecco




019
Prosecco




043
Gold Glitter



052
Lux Gold




097
Mango




024
Metallic Caramel



009
Gold



030
Yellow




036
Neon Yellow



063
Pastel Yellow



096
Acid Green



080
Snowdrops



081
Neon Lime



072
Olive




044
Apple Green




087
Pixie Green



016
Grass



022
Green



023
Emerald



093
Hawaii




100
Groovy Green



068
Pastel Green



095
Caribbean



066
Pastel Blue




079
Tiffany




053
Turquoise



092
Twinkle Raindrop



046
Blue Magic



064
Blue



084
Neon Blue



048
Metallic Purple



020
Ocean



074
Royal Blue



042
Blue Fine



073
Dark Purple




088
Deep Blue Sea



012
Lila



057
Liliac Star



047
Liliac



058
Star Violet



018
Violet



059
Fuchsia



015
Rubin



026
Aubergine



051
Lila Pink

GEL COLOR

Chromatic Order

50

51



034
Lolly Pink



091
Crome Kiss



098
Flury



099
Groovy Pink



086
Pixie Cyclam



032
Metallic Melon



006
Red



017
Bordeaux



062
Roses



076
Gazpacho



061
Blackberry



021
Dark Red



011
Cherry



055
Chianti



045
Metallic Red



025
Indian Summer



014
Fire Red



077
Deluxe Red



083
Neon Cyclam



075
Scuderia



078
Koi



094
Coral



004
Dark Rose



031
Pink




037
Barbie




065
Dusky Pink



054
Baby Rose



035
Skinny



040
Light Pink




041
Nude Pink




060
Dark




090
Slurry Star




089
Crome Cereal



008
Apricot



050
Summer



082
Neon Orange



056
Orange



085
Pixie Mandarinine



003
Light Copper



039
Red Power



038
Slurry



027
Mocca Brown



010
Chocolate



001
Rainbow



029
Metallic Silver



067
Light Grey



002
Silver



013
Moonlight



028
Black



049
Anthracite Black

GEL THERMO

colored thermal gels

POWDER

mirror powders



Instructions for use.



1. Disinfect the hand and instruments with Antisept solution



2. Mattify thoroughly with the abrasive brick



3. Prepare the nail for the reconstruction steps by applying Dehydrator and Primer



4. Spread the gel base (1-Phase or Extreme or Bonder)



5. Apply the Builder of your choice and cure



6. Finish the shape of the nail with a file



7. Apply the Thermo Gel



8. Cure in LED lamp 30 sec / UV 120 sec



9. Finish with a Sealer to give gloss and strength (3-Phase or Top Finish)



10. Polymerize and remove dispersion layer with Cleanser

Low-viscosity opaques, they change color depending on body temperature and degrees perceived in the surrounding environment.

They enhance the hands to which they are applied by generating multiple shades by switching from one color to another.

As the temperature increases, the original color fades to a lighter color

available size 5ml



T2
Sun

Orange
Yellow



T3
Earth

Brown
Orange



T5
Mars

Purple
Pink



T6
Sky

Blue
White



T8
Sea

Purple
Light blue



T9
Magma

Red
Purple



T12
Ice Glitter

Blue
White



T14
Skin Glitter

Purple
Pink



T17
Venus

Dark red
Yellow



T25
Wind

Bordeaux
Wine red

Instructions for use



1. Apply the Color Gel/Gel Polish following the corresponding procedure



2. Cure in LED lamp 60 sec / UV 120 sec



3. Spread Brilliance over the color and polymerize in lamp



4. Cover the surface with the mirror powder evenly



5. Rub the powder in until the desired effect is achieved



6. Remove excess product with the fan brush.



7. Seal with a finish on both the nail surface and free edge

Please note

For maximum durability, we recommend first sealing with a clear builder and then finishing with a finish.

For best results, it is best to use the powder on pure, non-metallic or glitter colors.

Mirror effect powders are used to make special nails.

Their peculiarity is to create a real mirror effect on the nails: shiny and reflective, catching the eye.

Mirror pigments can be applied on gel, acrylic, and even semi-permanent nail art!

available size 2gr



#11
Purple Blu
High Quality



#BG
Shining Silver
High Quality



#1
Gold



#6
Green



#8
Dark Purple



#9
Purple Red



CARE

of nails

CURATIVE
nail care polishes

SOLVENTS
manicure and pedicure solvents

CURATIVE

healing nail polishes





CUTICLE REMOVER

To remove cuticles

Solution that removes cuticles quickly and effectively; apply a small amount of product to cuticles and leave on for 120seconds. Remove excess skin with orange stick.



UV PROTECTOR

UV protective

High-coverage, UV-protective nail polish; prevents yellowing of the nail. Excellent as protection to reconstruction on natural and artificial nails



BASE COAT

Protective nail base coat

To be applied as a base coat, special for regeneration of damaged, brittle or very soft nails



TIP BLENDER

To soften the step

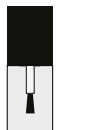
Solution to loosen and lower the step of the tips

SDS Item URTCCR | **C3**

SDS Item URTCUV | **C4**

SDS Item URTCBC | **C6**

SDS Item URTCTB | **C8**



Bottiglia
Bottle
15ml



Bottiglia
Bottle
15ml



Bottiglia
Bottle
15ml



Bottiglia
Bottle
15ml

CURATIVE

Nail care polishes

64

65



TOP GLOSS

Extra high-gloss polish

Glass-effect polish for nail polish and natural nails. Air-dries after a few seconds



ANTI MYCOTIC

Fungicide solution

Solution indicated for the treatment of infections caused by microscopic fungi. Use if the problem involves no more than 2 nails.



CALCIUM HARDENER

Restructuring and forti-

Reconstructing agent that hardens, fortifies and heals brittle and thin nails. Must be used for at least 2 weeks



ARGAN HI-OIL

Moisturizing cuticle oil

Nourishing oil to moisturize nails and cuticles; penetrates deep into the nail bed, strengthening and promoting nail growth. Excellent after reconstruction



TANGERINE HI-OIL

Moisturizing cuticle oil

Nourishing oil to moisturize nails and cuticles; penetrates deep into the nail bed, strengthening and promoting nail growth. Excellent after reconstruction



ALMOND HI-OIL

Moisturizing cuticle oil

Nourishing oil to moisturize nails and cuticles; penetrates deep into the nail bed, strengthening and promoting nail growth. Excellent after reconstruction

SDS Item URTCTG | **C12**

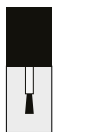
SDS Item URTCAM | **C10**

SDS Item URTCCH | **C7**

SDS Item URTCOAR | **C2A**

SDS Item URTCOMA | **C2B**

SDS Item URTCOAL | **C2C**



Bottiglia
Bottle
15ml



Bottiglia
Bottle
15ml



Bottiglia
Bottle
15ml



Bottiglia
Bottle
15ml



Bottiglia
Bottle
15ml



Bottiglia
Bottle
15ml

SOLVENTS

for manicure and pedicure



SOLVENTS

Solvents for manicure and pedicure

68

69

Ultra offers a 'wide range of quality solvents that do not weaken the nails, but at the same time are extremely effective in the work steps

Thanks to the healing substances, nails will always look perfect and nourished



WITH ACETONE

More effective than an acetone-free nail polish remover in removing nail polish residue with glitter or coarser parts



ACETONE-FREE

Very gentle and allergen-free, removes polish without attacking the structure of nails and cuticles.

formats available 250, 500, 1000, 5000ml



ANTYSEPT

Sanitizing liquid

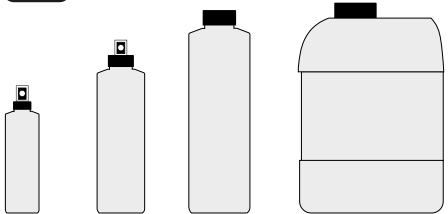
High-alcohol liquid, useful for cleaning hands and work tools, during all phases



Acetone
no



Item
URS0002



Spray 250ml
Spray 500ml
Flacone 1000ml
Tanica 5000ml



SOAK OFF REMOVER

Gel nail polish remover

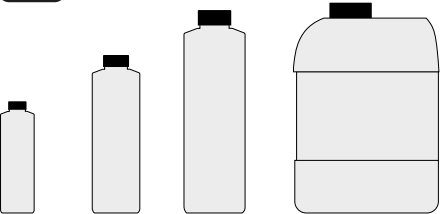
Cleaning solution used to gently remove all traces of products such as acrylic, gel polish, glue and nail polish without damaging the natural nail



Acetone
si



Item
URS0006



Flacone 250ml
Flacone 500ml
Flacone 1000ml
Tanica 5000ml



SLIP SOLUTION

Polygel Processing Liquid

Special, odorless liquid needed to facilitate processing and modeling of Polygel without dripping; allows the product to be processed until polymerization in the lamp



Acetone
no

SDS

Item
URS0007

Flacone
Bottle
250ml

Flacone
Bottle
500ml

Flacone
Bottle
1000ml

Tanica
Tank
5000ml



CLEANSER

Degreasing solution, removes the dispersion layer

Product suitable in all reconstruction systems to remove the dispersion layer that is created on the nail after curing. Its gentle formula allows it to be used even after the filing stage. Excellent glossy and shiny effect



Acetone
no

SDS

Item
URS0001

Flacone
Bottle
250ml

Flacone
Bottle
500ml

Flacone
Bottle
1000ml

Tanica
Tank
5000ml



DELICATE

Gentle olive oil solvent

Made with a balanced blend of acetone-free solvents, it is mildly aggressive and ideal for removing residue from nails, respecting the nature of even the most delicate nails, preventing and counteracting their dryness while not compromising their natural elasticity. It does not weaken the tips



Acetone
no

SDS


Item
URS0005

Flacone
Bottle
250ml


Flacone
Bottle
500ml

Flacone
Bottle
1000ml

Tanica
Tank
5000ml



Catalog
of products
Item URMKTCA



Poster
of the line (100 x 70 cm)
Item URMKTP



Display
presentation poster for event
Item URMKTPR1




Planner
of the technical meeting
Item URMKTPG1




Window sticker
recognition sticker
Item URMKTST



Certificate
of event participation
Item URMKTCE1



Color folder
for gel polish on tips
100 colori
Item URMKTCT



Color folder
for gel color and thermal or
100 colori
Item URMKTCTG



Color folder
printed for gel polish
100 colors
Item URMKTCS



Floor display stand
can hold 720 products
(106 x 192 x 54 cm)
Item URMKTET



Countertop display stand
can hold 30 products
(51 x 37 x 36 cm)
Item URMKTETB



76125 TRANI [BT] - ITALY

www.ciasse.eu

info@ciasse2000.it

MADE IN ITALY

